



**Moosend**  
By Constant Contact

# Affiliate Program Guide



# Welcome to Moosend's Affiliate Program

Welcome to Moosend's Affiliate Program! This guide is designed to help you get started quickly, understand how our affiliate platform works, and maximize your recurring earnings as a Moosend partner.

Through Moosend's affiliate program, you can earn ongoing commissions by referring new customers who become paying users of the Moosend platform.



# Program Overview

Moosend offers a tiered, recurring commission model, meaning the more paying customers you refer, the higher your commission rate becomes. Commissions are paid monthly for as long as your referred customers remain active.

## Commission Structure

Tier	Commission Rate	Pain Accounts
Bronze	30%	0-5 paid accounts
Silver	33%	6-10 paid accounts
Gold	35%	11-25 paid accounts
Platinum	37%	26-35 paid accounts
Diamond	40%	36+ paid accounts

Your tier is automatically upgraded as you bring in more paid accounts.

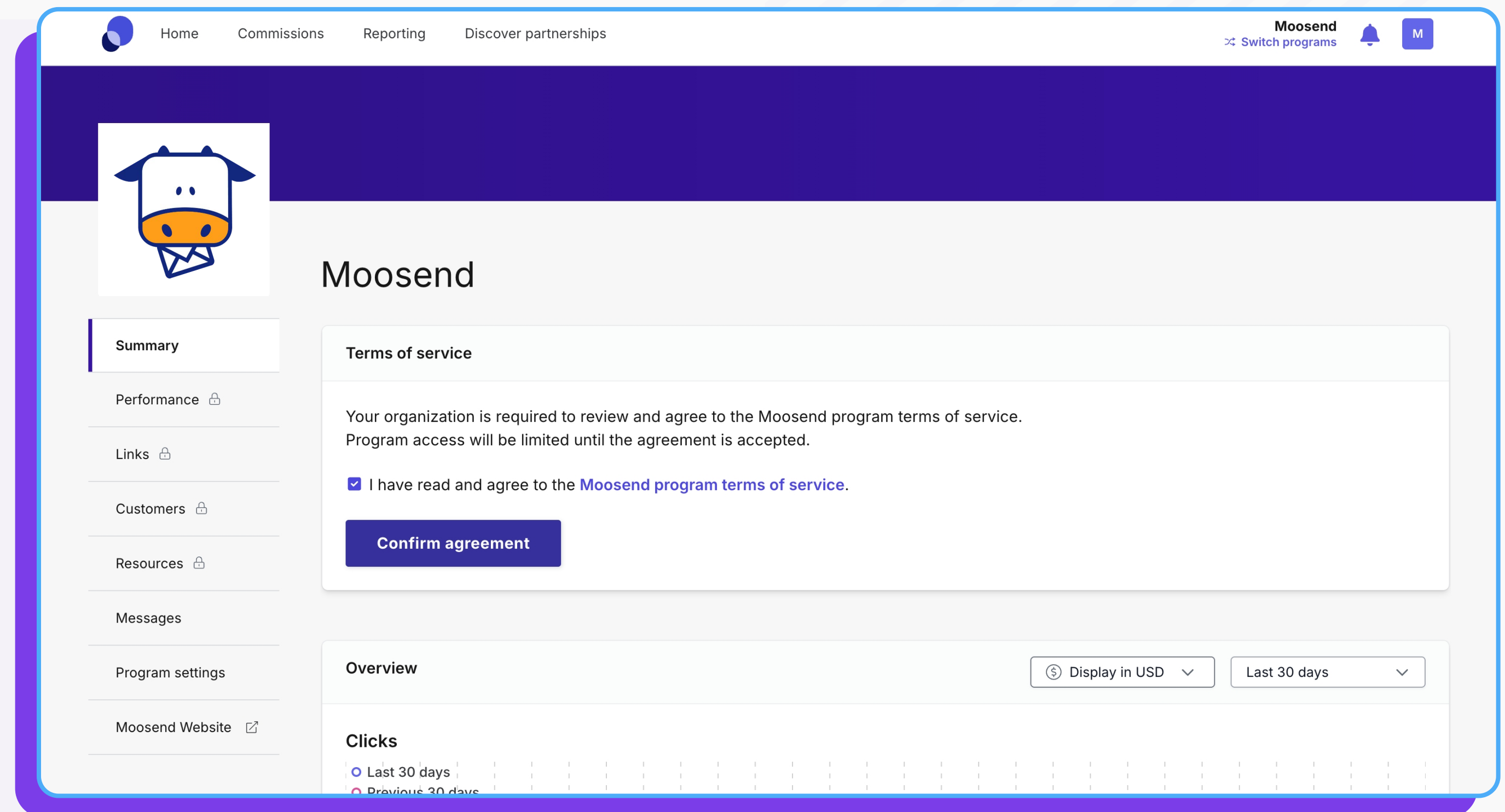
# Step 1: Account Activation

## Agree to the Affiliate Program Terms & Conditions

Once you log in to your affiliate account, you must agree to the Moosend Affiliate Program Terms & Conditions for your profile to be fully unlocked.

You can review the terms here:

<https://moosend.com/affiliate-program-terms/>

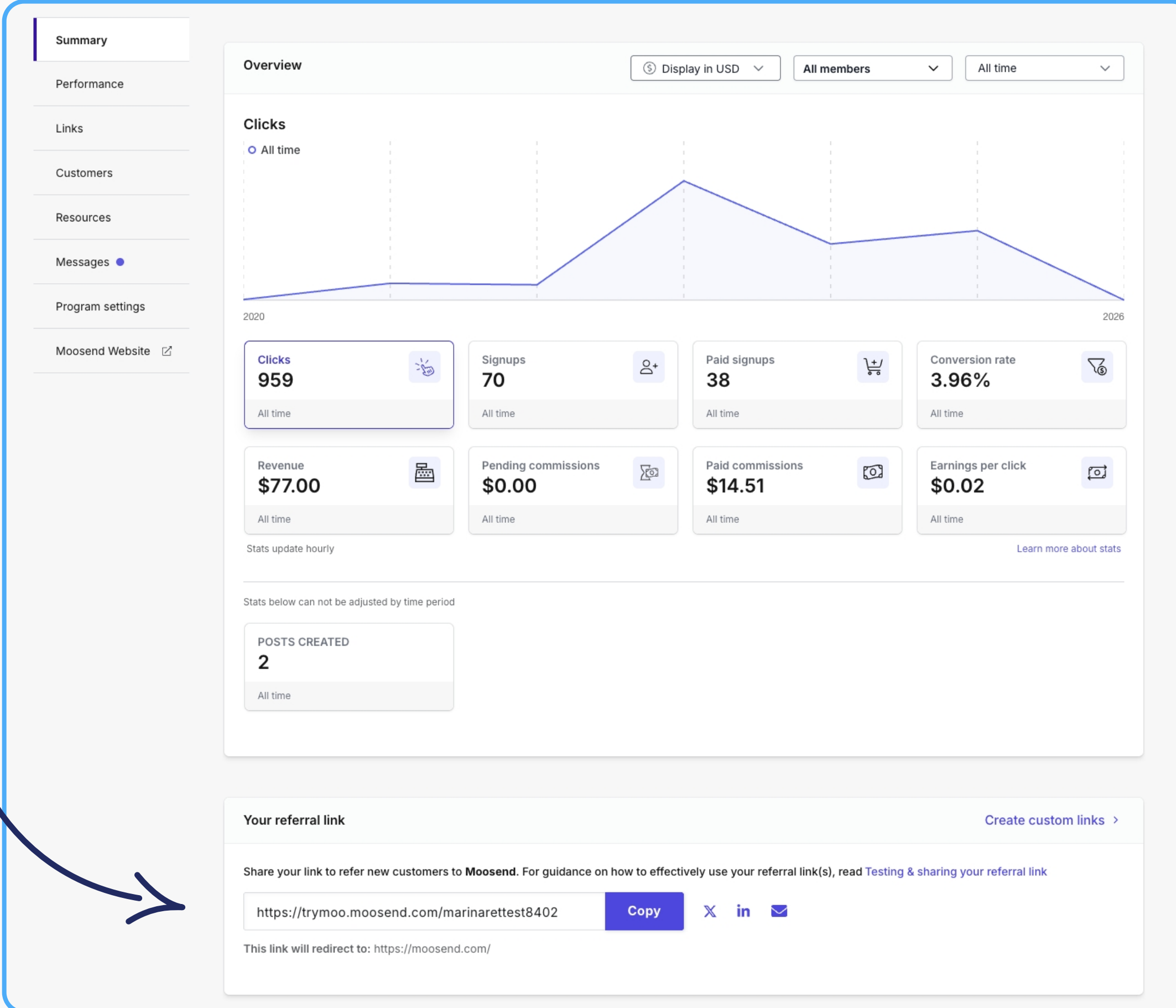


Until the Terms & Conditions are accepted, your dashboard functionality will remain limited.

## Step 2: Accessing Your Referral Link

After your dashboard is fully unlocked, you will be able to locate your unique referral link directly from your dashboard.

This referral link is used to track all signups and paid accounts attributed to you.



The screenshot displays the Moosend dashboard with a sidebar on the left containing navigation options: Summary, Performance, Links, Customers, Resources, Messages, Program settings, and Moosend Website. The main content area is titled 'Overview' and includes a line chart for 'Clicks' from 2020 to 2026. Below the chart are eight summary cards for various metrics:

Metric	Value
Clicks	959
Signups	70
Paid signups	38
Conversion rate	3.96%
Revenue	\$77.00
Pending commissions	\$0.00
Paid commissions	\$14.51
Earnings per click	\$0.02

Below these cards is a 'POSTS CREATED' card showing 2 posts. At the bottom, the 'Your referral link' section provides the link: `https://trymoo.moosend.com/marinarettest8402`. A blue arrow points from the 'Your referral link' section to the explanatory text box on the right.

You can use this link across your website, blog content, email campaigns, paid ads, or social media channels.

# High-Converting Pages

To increase conversions, we strongly recommend directing your audience to Moosend's highest-performing pages:

- <https://moosend.com/register/>
- <https://moosend.com/pricing/>

The image displays two screenshots of the Moosend website. The left screenshot shows the pricing page, titled "Discover Moosend for free". It features a "Start your free trial" button and three plan options: Pro, Moosend+, and Enterprise. The Pro plan is highlighted with a dark blue background. A list of features is shown, including Unlimited Email Campaigns / Sents, Email Marketing Automation, Landing Pages, Subscription Forms, SMTP Server, Transactional Emails, SSO & SAML, and Account Manager. Pricing is shown as \$7 per month (with a crossed-out \$9) for 500 contacts, with a "Save 20%" badge on the Annual plan. A "Create your free account" button is at the bottom.

The right screenshot shows the registration page, titled "Create your free account today!". It includes the Moosend logo and a progress bar with three steps: Account Email, Domain & Password, and Onboarding. Below the progress bar, it says "No credit card required to get started." and has a "Business Email Address" input field. A "Continue" button is prominent. At the bottom, there are links for "Already have an account? Login here" and "If you need support, contact us via e-mail".

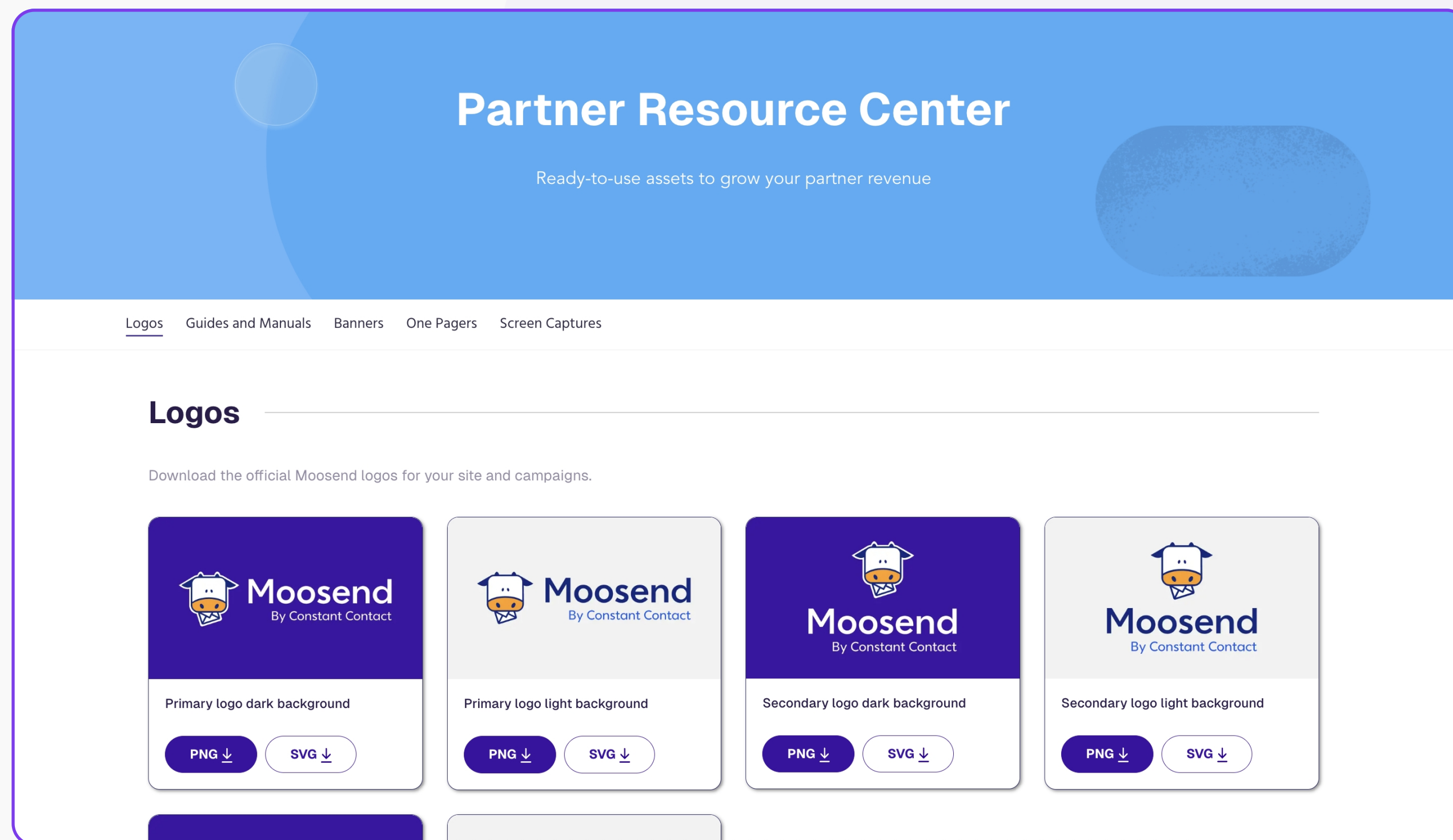
These pages are optimized to convert visitors into registered users and paying customers.

# Step 3: Affiliate Resources

All promotional assets and marketing materials are available in the Partner Resource Center.

○ <https://moosend.com/affiliate-resource-center>

Inside the resource center, you will find banners, visuals, and other creatives designed to help you promote Moosend effectively.



## Best Practices

- Place banners prominently on high-traffic pages
- Use visuals in blog posts and comparison articles
- Share creatives on social media to increase visibility

# Step 4: Track Your Performance

Use your affiliate dashboard to stay informed about your performance. You can track:

- Referral link performance
- Paid accounts
- Registrations
- Commission earnings

The screenshot shows the Moosend affiliate dashboard. The top navigation bar includes 'Home', 'Commissions', 'Reporting' (which is active), and 'Discover partnerships'. On the right, there are links for 'Your programs' and a notification bell. Below the navigation, there are tabs for 'Partnership performance', 'Link performance' (which is active), 'Commissions', and 'Customer performance'. The main content area is titled 'Link tracking report' and includes several filters: 'Display in USD' (set to USD), 'All time' (set to All time), 'Group by', and 'Filters'. The report is presented as a table with the following data:

Landing page	Link click date (Mo...)	Clicks	Unique clicks	Signups	Paid customers	Transactions	Revenue <span style="float: right;">↑↓</span>
> moosend.com		642	621	48	12	23	\$933.50
> moosend.com/register		583	507	39	7	13	\$485.70

This data helps you understand which channels and strategies perform best.

# Step 5: Set Up Your Payment Channel

To receive commissions, you must add a payout method to your account.

- PayPal     Registrations     Bank information

The screenshot displays the Moosend dashboard for user MARINA RETZIOU. The main section is titled 'Commissions & withdrawals' and shows a total available funds of \$457.19 USD. A 'Setup withdrawals' button is visible, with a note to 'Select from direct deposit, PayPal or Stripe'. A modal window titled 'Payout methods' is open, listing three options: Direct deposit, PayPal, and Stripe, each with its respective delivery and processing fee details.

Method	Delivery	Processing Fee
Direct deposit	2-5 business days	Varies based on withdrawal amount & bank account currency.
PayPal	6-10 business days	2% of the withdrawal amount; maximum of \$20 USD.
Stripe	2-5 business days	\$2.25 USD + 0.25% of the withdrawal amount; maximum of \$20 USD.

The minimum **payout threshold is \$5**. Once your balance reaches this amount, payouts will be processed based on your selected payment method.

# Step 6: Monitor Your Commissions

You can monitor your commissions at any time through the Commissions <https://dash.partnerstack.com/payouts/rewards> section of your dashboard.

The screenshot shows the PartnerStack dashboard for Marina Retziou. The navigation bar includes Home, Commissions (active), Reporting, and Discover partnerships. On the right, there are links for 'Your programs' and a user profile icon 'M'. The main content area is titled 'Commissions & withdrawals' and includes a congratulatory message: 'Wow, you've made \$14.51 using PartnerStack. Keep it up!'. The dashboard features three main sections: 1) 'Total available funds' showing \$457.19 USD, with a breakdown table below. 2) A 'Setup withdrawals' button with the text 'Select from direct deposit, PayPal or Stripe'. 3) 'Projected earnings for this month' showing \$792.00 USD, with a note that these are 'pending approval and approved & pending for Dec 2025'.

Total available funds	
<b>\$457.19 USD</b>	
Total commissions	\$457.19 USD
Processing fee	
	\$457.19 USD

As your referrals convert into paying customers, commissions will appear automatically and recur monthly for active accounts.

# Discover More Affiliate Opportunities

Through your affiliate dashboard, you can explore additional programs and partnership opportunities.

Click the Discover Partnerships button <https://dash.partnerstack.com/marketplace> to browse and join other affiliate programs available on the platform, allowing you to diversify and grow your affiliate income.

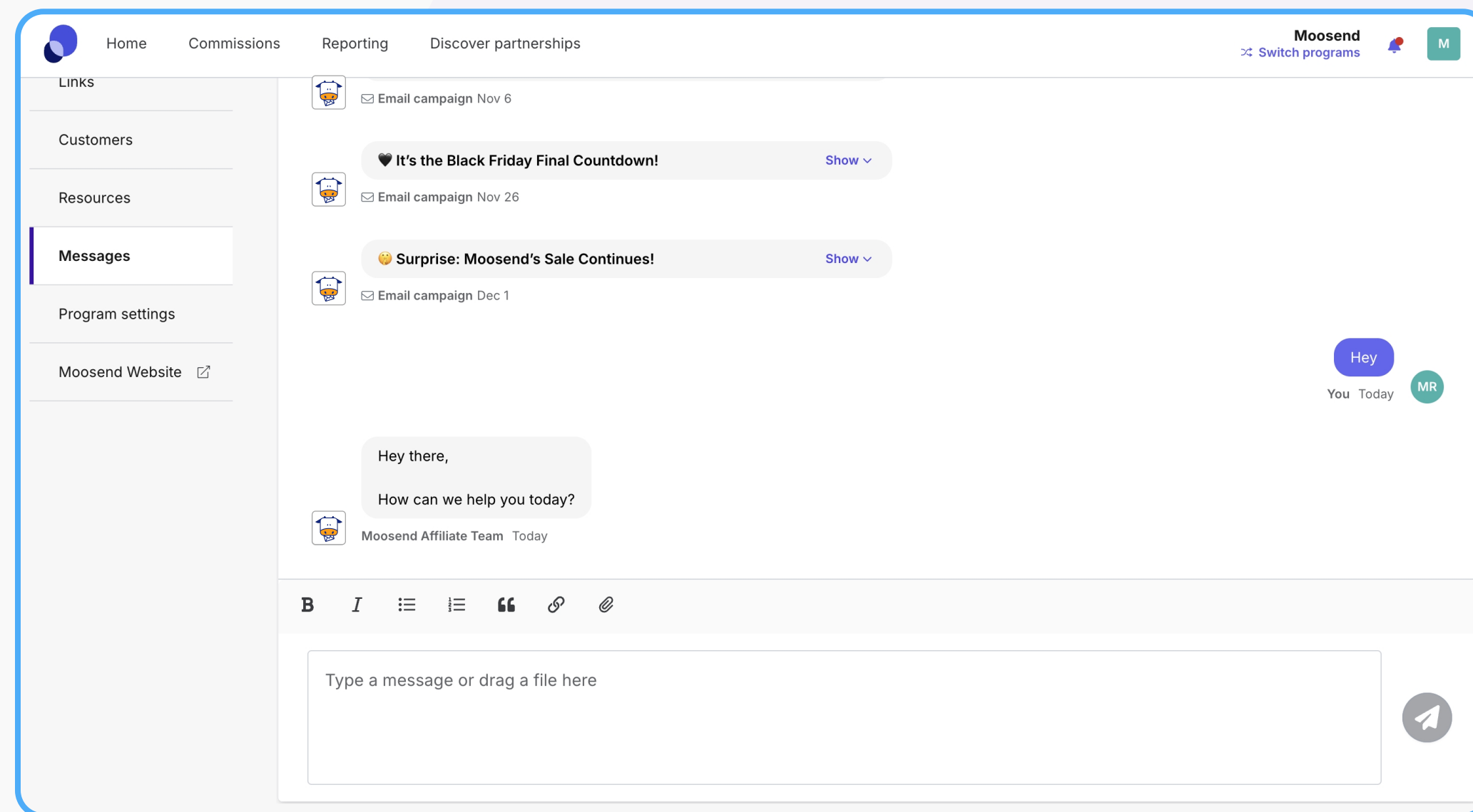
The screenshot shows the 'Discover partnerships' page in a dashboard. The navigation bar includes 'Home', 'Commissions', 'Reporting', and 'Discover partnerships' (which is active). On the right, there are links for 'Your programs', a notification bell, and a user profile 'M'. The main content is organized into three categories, each with an 'Explore all' link:

- New**
  - Reply.io**: 15% for 1 year from all sales, 15% lifetime on Jason AI SDR sales
  - Gamma**: 30% on first year revenue
  - Prezi**: Earn 50% commission for every new subscription you refer (Launch offer valid until July 1, 2026)
  - CallHippo**: Earn 20% lifetime commission for every paid customer
- Trending**
  - Manychat**: Earn 30-50% in recurring commissions
  - Webflow**: Earn 50% commission for 12 months for each new customer you refer
  - Brevo**: Earn \$100 for every paying customer you refer
  - Apollo.io**: Earn up to 20% commission!
- Accounting**
  - QuickBooks**: Offer your customer 30% off a new QuickBooks Online or QuickBooks Online Payroll subscriptions for 6 months
  - Airwallex**: Earn \$200 for each new Customer Referral!
  - Xero**: Earn \$200 per qualified purchase!
  - Melio**: Earn \$300-\$400 for referring a business using Melio, and \$600 for referring an accountant

# Need Help?

If you need assistance, you can contact our team directly through the affiliate live chat.

Navigate to the **Messages** tab <https://dash.partnerstack.com/moosend/messages/team> in your dashboard and let us know how we can help.



## Moosend Affiliate Team

For additional information or support, our team is always here to assist you. Reach out to us at [affiliates@moosend.com](mailto:affiliates@moosend.com)